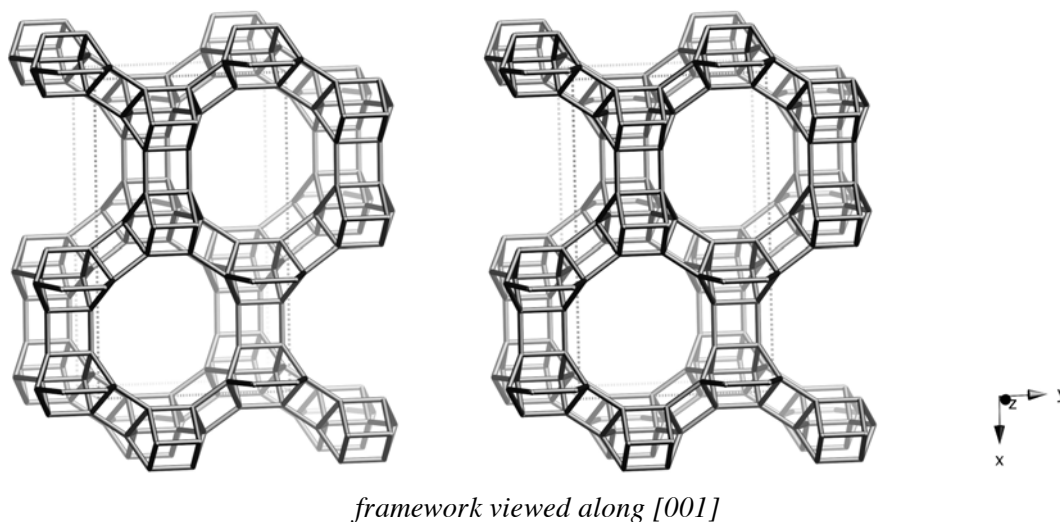


Framework Type Data



Idealized cell data: orthorhombic, *Pmmn* (origin choice 2), $a = 22.3\text{\AA}$, $b = 13.6\text{\AA}$, $c = 7\text{\AA}$

Coordination sequences and vertex symbols:

T ₁ (8,1)	4	9	16	27	43	63	88	115	141	171	4·6·4·6 ₂ ·4·8
T ₂ (8,1)	4	9	18	30	43	64	90	111	140	181	4·4·4·8·6 ₃ ·8
T ₃ (8,1)	4	9	18	29	42	66	93	112	139	177	4·4·4·12·6·6 ₃
T ₄ (8,1)	4	10	17	28	47	65	86	117	144	169	4·6·4·6·6·12

Secondary building units: 6-2 or 4-4- or 4

Composite building units:

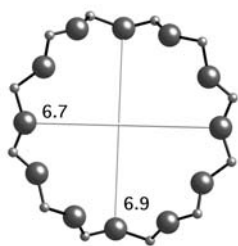
sti

**Materials with this framework type:**

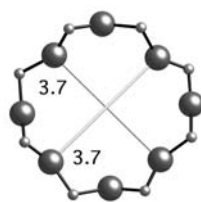
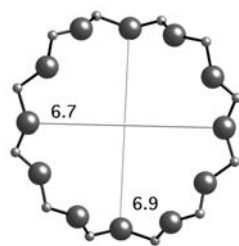
*SAPO-40 ⁽¹⁻³⁾	CoAPSO-40 ⁽⁶⁾
AlPO-40 ^(4,5)	ZnAPO-40 ⁽⁴⁾
CoAPO-40 ⁽⁴⁾	ZnAPSO-40 ⁽⁶⁾

Type Material Data

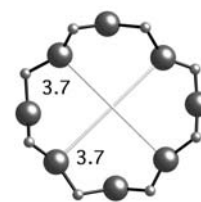
Crystal chemical data:	$[(C_{12}H_{28}N)_4(OH)_4][Si_8Al_{28}P_{28}O_{128}]$ -AFR $C_{12}H_{28}N$ = tetrapropylammonium orthorhombic, $Pccn$, $a = 21.944\text{\AA}$, $b = 13.691\text{\AA}$, $c = 14.249\text{\AA}$ ⁽³⁾ (Relationship to unit cell of Framework Type: $a' = a$, $b' = b$, $c' = 2c$)
Framework density:	15 T/1000 \AA^3
Channels:	[001] 12 6.7 x 6.9* \leftrightarrow [010] 8 3.7 x 3.7*



12-ring viewed along [001]



8-ring viewed along [010]



References:

- (1) Estermann, M.A., McCusker, L.B. and Baerlocher, Ch. *J. Appl. Crystallogr.*, **25**, 539-543 (1992)
- (2) Dumont, N., Gabelica, Z., Derouane, E.G. and McCusker, L.B. *Microporous Materials*, **1**, 149-160 (1993)
- (3) McCusker, L.B. and Baerlocher, Ch. *Microporous Materials*, **6**, 51-54 (1996)
- (4) Lourenco, J.P., Ribeiro, M.F., Ribeiro, F.R., Rocha, J., Onida, B., Garrone, E. and Gabelica, Z. *Zeolites*, **18**, 398-407 (1997)
- (5) Ramaswamy, V., McCusker, L.B. and Baerlocher, Ch. *Microporous Mesoporous Mat.*, **31**, 1-8 (1999)
- (6) Lourenco, J.P., Ribeiro, M.F., Borges, C., Rocha, J., Onida, B., Garrone, E. and Gabelica, Z. *Microporous Mesoporous Mat.*, **38**, 267-278 (2000)