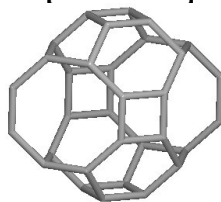
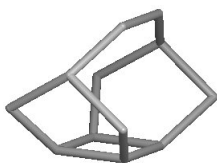



TILES

Face symbol:

 $[4^6]$ $[4.5^2.8^2]$ $[4^4.5^4.6^4.8^4]$ 

V, E, F:

(8, 12, 6)

(12, 15, 5)

(32, 46, 16)


Symmetry:

 $2/m$ m $2/m$

Wyckoff:

 $2a$ $4i$ $2b$

Label:

t-cub t-kdk t-itw* 

TILING

