

LTA $Pm\bar{3}m$

$$3[4^6]+[4^6.6^8]+[4^{12}.6^8.8^6]$$

1 3 4 3

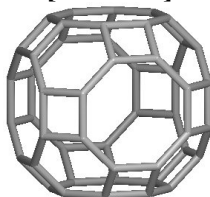
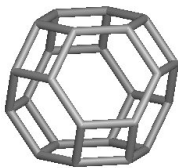
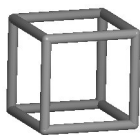
TILES

Face symbol:

$[4^6]$

$[4^6.6^8]$

$[4^{12}.6^8.8^6]$



V, E, F:

(8, 12, 6)

(24, 36, 14)

(48, 72, 26)

Symmetry:

$4/m\bar{m}.m$

$m\bar{3}m$

$m\bar{3}m$

Wyckoff:

$3d$

$1a$

$1b$

Label:

t-cub



t-toc



t-grc



Special features: *simple*

TILING

