





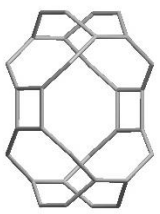









SOR *Cmmm* $2[4^6]+[6^2.8^2]+4[4.5^2.8^2]+[6^2.12^2]+[4^2.8^4]+2[4^2.5^4.6^2]+[4^2.8^6.12^2]$ 4 10 12 7

TILES

Face symbol:	$[4^6]$	$[6^2.8^2]$	$[4.5^2.8^2]$	$[6^2.12^2]$	$[4^2.8^4]$	$[4^2.5^4.6^2]$	$[4^2.8^6.12^2]$
							
V, E, F:	(8, 12, 6)	(12, 14, 4)	(12, 15, 5)	(16, 18, 4)	(16, 20, 6)	(14, 20, 8)	(32, 40, 10)
Symmetry:	$2mm$	mmm	$..m$	mmm	mmm	$2mm$	mmm
Wyckoff:	$4h$	$2a$	$8q$	$2b$	$2d$	$4g$	$2c$
Label:	t-cub 	t-kaa 	t-kdk 	t-umx 	t-ste 	t-mtw 	t-sor 

TILING

