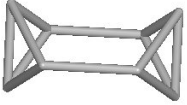


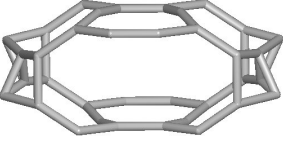






TILES

Face symbol:	$[3^4.6^2]$	$[6.8^2]$	$[4^2.8^2]$	$[3^4.4^4.8^6.12^2]$
				
V, E, F:	(8, 12, 6)	(10, 11, 3)	(10, 12, 4)	(36, 50, 16)
Symmetry:	$2/m..$	$m..$	$m..$	$2/m..$
Wyckoff:	$2a$	$4h$	$4h$	$2b$
Label:	t-whw* 	t-dmp* 	t-kdt 	t-sos* 

Special features: *two-face edges*

TILING

